

## Xclaim 4X3 Kit 4

---

Panels A and B (1x1 Flat Panels):  
Total Graphic Area: 31.375" w x 31.375" h  
Finished Size: 27.375" w x 27.375" h

Panels C and E (1x1 Double Twist Panels):  
Total Graphic Area: 33.75" w x 33.75" h  
Finished Size: 29.75" w x 29.75" h

Panels D and F (1x3 Double Thread Panels):  
Total Graphic Area: 31.375" w x 90.875" h  
Finished Size: 27.375" w x 86.875" h

Panels G and H (1x2 Double Thread Panels):  
Total Graphic Area: 31.375" w x 63.5" h  
Finished Size: 27.375" w x 59.5" h

Please be sure to include a 2" bleed  
around the perimeter of the graphic

Please note that this template does not  
show the obstructions that may occur due  
to the graphic twisting. Please also note  
that there will be some distortion on these  
graphics once they are mounted to the  
frame due to the stretch of the material.

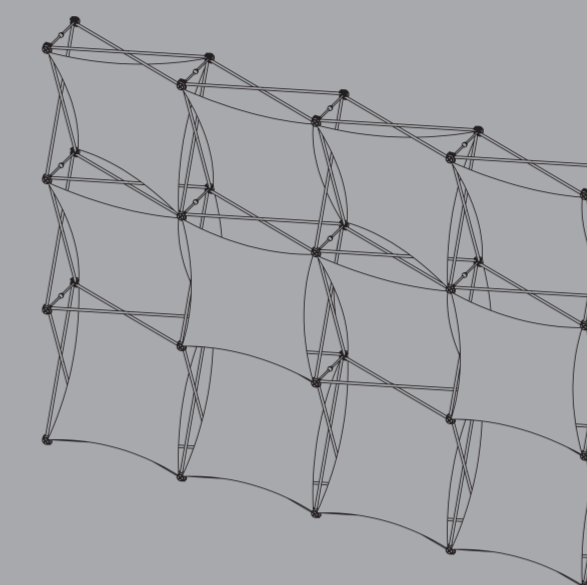
The front and back connections are color  
coded on this template to represent how  
the graphic will be mounted to the frame.



Front Connection



Back Connection



### General Art Guidelines:

- CMYK Color Mode
- All Solid Coated Pantone colors should be called out in the art as spot colors
- Embed all images and support files
- Resolution must be 100-120 ppi
- All fonts must be created to outlines
- Do not scale artboard
- Background color/images must bleed to the edge of artboard
- Do not use spot colors from template in your artwork as they will not print

# A

**B**

keep critical elements  
inside gray box  
to avoid distortion



**C**

**GRAPHIC FACES  
FRONT OF DISPLAY**

**DO NOT DESIGN  
CRITICAL ELEMENTS  
ON THIS PANEL**

LIGHT GRAY AREA WILL  
SLANT BACK ON ANGLE  
- PLEASE KEEP ALL  
CRITICAL TEXT IN  
DARK GRAY AREAS

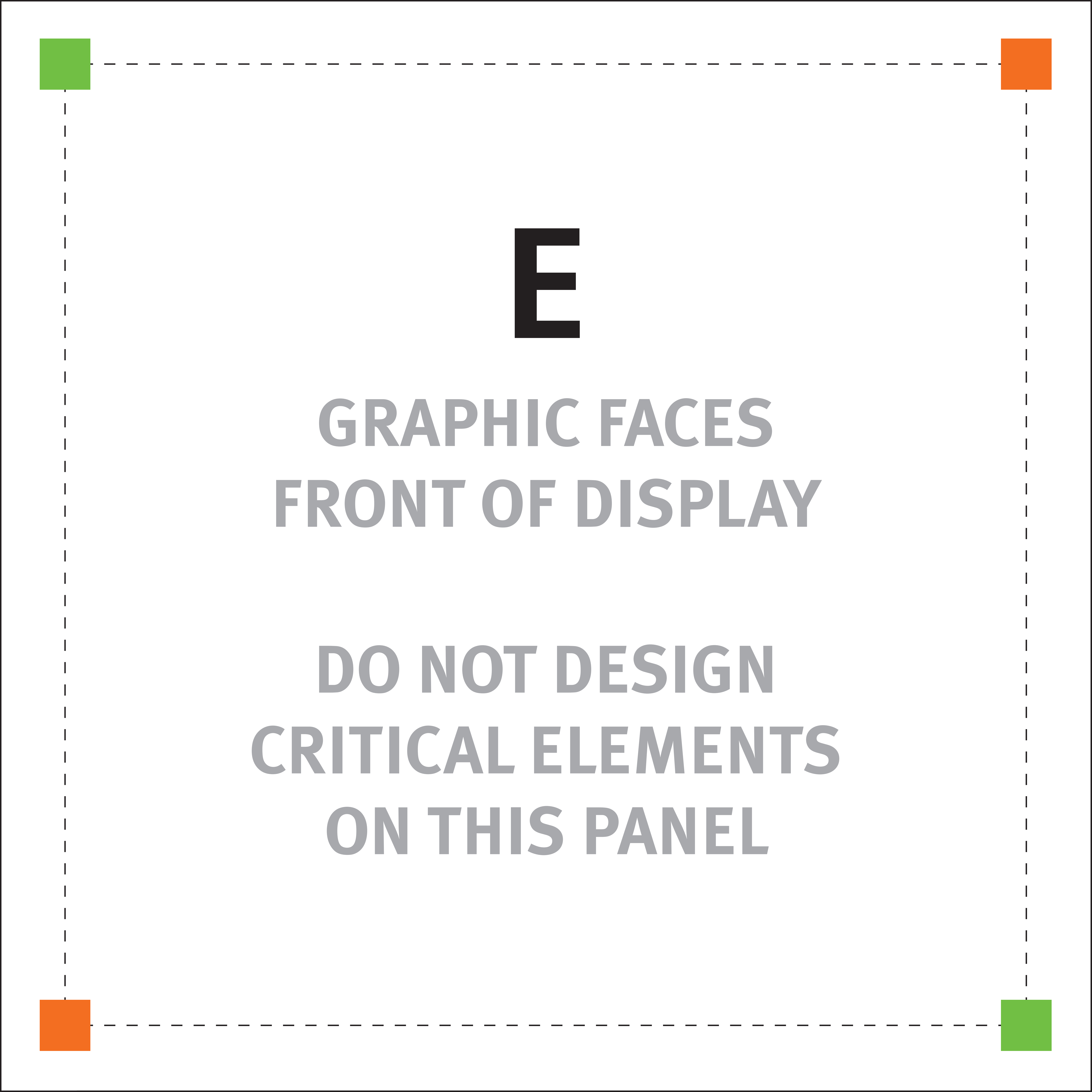
**D**

GRAPHIC FACES  
FRONT OF DISPLAY

OBSTRUCTED BY  
PANEL A

DO NOT DESIGN  
CRITICAL ELEMENTS  
ON THIS PANEL

LIGHT GRAY AREA WILL  
SLANT BACK ON ANGLE  
- PLEASE KEEP ALL  
CRITICAL TEXT IN  
DARK GRAY AREAS



**E**

**GRAPHIC FACES  
FRONT OF DISPLAY**

**DO NOT DESIGN  
CRITICAL ELEMENTS  
ON THIS PANEL**

LIGHT GRAY AREA WILL  
SLANT BACK ON ANGLE  
- PLEASE KEEP ALL  
CRITICAL TEXT IN  
DARK GRAY AREAS

**F**

GRAPHIC FACES  
FRONT OF DISPLAY

OBSTRUCTED BY  
PANEL B  
DO NOT DESIGN  
CRITICAL ELEMENTS  
ON THIS PANEL

LIGHT GRAY AREA WILL  
SLANT BACK ON ANGLE  
- PLEASE KEEP ALL  
CRITICAL TEXT IN  
DARK GRAY AREAS



LIGHT GRAY AREA WILL  
SLANT BACK ON ANGLE  
- PLEASE KEEP ALL  
CRITICAL TEXT IN  
DARK GRAY AREAS



**G**

GRAPHIC FACES  
FRONT OF DISPLAY





LIGHT GRAY AREA WILL  
SLANT BACK ON ANGLE  
- PLEASE KEEP ALL  
CRITICAL TEXT IN  
DARK GRAY AREAS





LIGHT GRAY AREA WILL  
SLANT BACK ON ANGLE  
- PLEASE KEEP ALL  
CRITICAL TEXT IN  
DARK GRAY AREAS



**H**

GRAPHIC FACES  
FRONT OF DISPLAY



LIGHT GRAY AREA WILL  
SLANT BACK ON ANGLE  
- PLEASE KEEP ALL  
CRITICAL TEXT IN  
DARK GRAY AREAS

